

# Hamburg WE 2020 - Friday Social

## All dances will be recapped

### 1 A HAMBURG WELCOME (J32, R.T.R. 3 FACING 3)

1- 8 All circle 6 hands round & back // 9-12 Outside dancers advance and retire diagonally / 13-16 Center dancers turn opposite dancer RH 1½ times to finish between their "corners" ready for // 17-24 Reels of three in these lines, center person giving right shoulder to dancer on the right ("first corner"); center dancers finish the reel (passing e.o. left shoulder) dancing straight to original places // 25-32 All set to and turn opposite dancer RH ½, set to that person, turn right about and dance on to the next line of three.

### 2 PELORUS JACK J32 · 3/4L

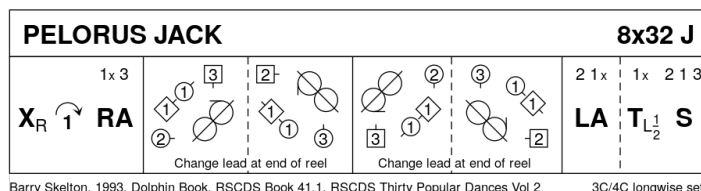
Barry Skelton: RSCDS XLI 1 · Crib: MiniCribs · Diagram: Keith Rose's Diagrams

**1-8** 1s cross RH & cast 1 place (2s step up 3-4), 1s dance RH across with 3s. 1s end with Man facing his 1st corner with his partner behind him

**9-16** 1s dance Alternating Tandem 1/2 reel of 3 with 1st corners to face Man's 2nd corner, 1s dance Alternating Tandem 1/2 reel of 3 with 2nd corners

**17-24** 1s dance Alternating Tandem 1/2 reels of 3 with Ladies' 1st corner (pstrn), 1s dance Alternating Tandem 1/2 reel with Ladies' 2nd corner (pstrn)

**25-32** 1M followed by partner dance into LH across with 2s, 1s retain LH & 1/2 turn to own sides & 2s+1s+3s set



### 3 SANDS OF MORAR S32 · 3/4L

Barry Priddey: RSCDS XLV 6 · Crib: MiniCribs · Diagram: Keith Rose's Diagrams

**1-8** 1s dance Fig of 8 round 2s giving hands when possible

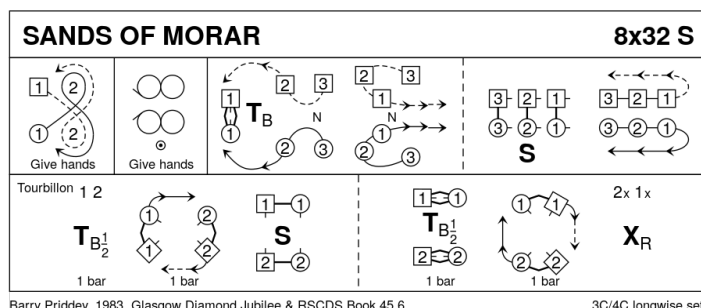
**9-16** 1s dance reflection reels of 3 on own sides (1s dance down between 2s to begin)

**17-24** 1s turn 2H & dance down middle to 3rd pl as 2s+3s continue reel & dance down behind 1s, all set & 1s followed by 2s+3s cast up to orig pls

**25-32** 1s+2s dance the Tourbillon :

1s & 2s turn partners 2H 1/2 way, 1M & 2L lead partners on 1 place clockwise to end 1s on Ladies side & 2s on Men's side, 1s set to 2s

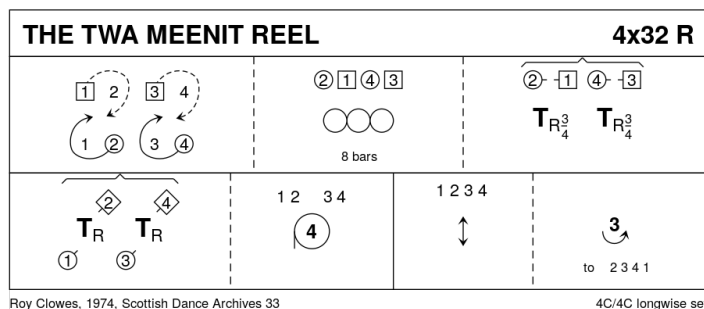
1s & 2s 1/2 turn partners 2H, 1L & 2M lead partners on 1 place to end 2s in 1st pl & 1s in 2nd pl & 2s+1s cross RH to own sides. 2 1 3



## 4 THE TWA MEENIT REEL R32 · 4/4L

Roy Clowes: Scottish Dance Archives · Crib: MiniCribS · Diagram: Keith Rose's Diagrams

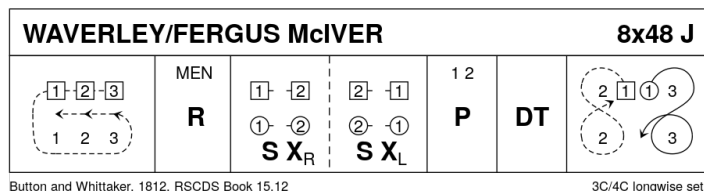
- 1-4** 1L & 3L cast 1 place & dance into centre to face up **while** 2M & 4M cast up 1 place & dance into centre to face ladies
- 5-16** 2M+1L+4M+3L dance RSh reel of 4 in centre, 2M+1L also 4M+3L 3/4 turn RH to places
- 17-24** 1M+2L & 3M+4L turn RH & back to places, 1s+2s also 3s+4s circle 4H round to left
- 25-32** All Adv+Ret, 1s lead down to 4th place **while** others step up



## 5 WAVERLEY J48 · 3/4L

Button and Whittaker: RSCDS XV 12 · Crib: MiniCribS · Diagram: Keith Rose's Diagrams

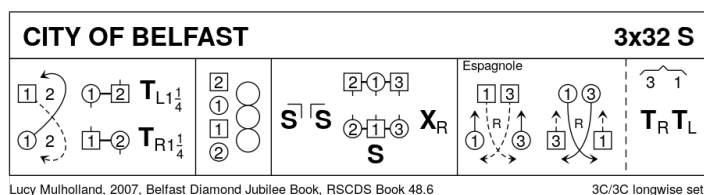
- 1-8** 1L followed by 2L +3L cross & dance down behind 1+2+3M cross & dance back to places
- 9-16** 1M+2M+3M repeat dancing round behind Ladies back to place
- 17-24** 1M+2M also 1L+2L, set to each other & change places RH, set & change back LH ready for ...
- 25-32** 1s+2s dance Poussette, 1s end BtoB in centre facing own sides ready for Double Triangles
- 33-40** 1s dance Double Triangles & end side by side facing out on Ladies' side between 2L+3L
- 41-48** 1s lead out between 2L+3L, cast 1L up & 1M down, meet in middle & lead out between 2M+3M, 1s cast 1L up & 1M down to end in 2nd place own sides



## 6 CITY OF BELFAST S32 · 3/3L

Lucy Mulholland: RSCDS XLVIII 6 · Crib: MiniCribS · Diagram: Keith Rose's Diagrams

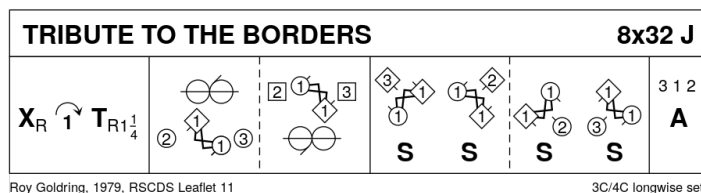
- 1-8** 1s dance 1/2 Fig of 8 round 2s, 1L+2M turn RH 1.1/4 times **while** 1M+2L turn LH 1.1/4 times & 1s end BtoB facing opp sides
- 9-16** 1s+2s dance reel of 4 across & 2s end in 1st places **while** 1s pass LSh to face 1st corners
- 17-24** 1s set to 1st corner & 2nd corner ending (turning to right) between corners, all set & 1s cross RH
- 25-32** 1s+3s dance Espagnole:  
**25-26** 1s+3s cross (Ladies lead across RH passing between Men) with Ladies changing places RH  
**27-28** 1s+3s cross back (Men lead across RH between Ladies) with Men changing places RH  
**29-32** 3s turn RH as 1s turn LH to end 2 3 1



## 7 TRIBUTE TO THE BORDERS J32 · 3/4L

Roy Goldring: *The Leaflet Dances with Music* · Crib: *MiniCrib*s · Diagram: *Keith Rose's Diagrams*

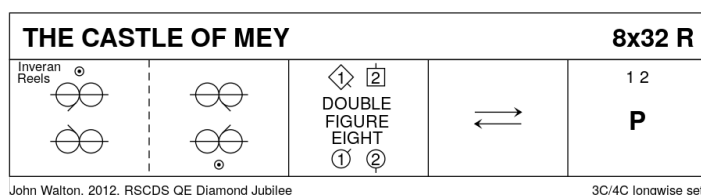
- 1-8** 1s cross RH & cast 1 place, turn RH 1.1/2 times to end in promenade hold facing 2M
- 9-16** 1s dance 1/2 RSh reel of 3 on Man's side, cross to face 3L & dance 1/2 RSh reel on Ladies' side 1s end facing 3L (in top place), still in prom hold
- 17-24** 1s set to 3L, swivel right & set to 2L, set to 2M, set to 3M (2s+3s set advancing into centre) ready for ...
- 25-32** 3s+1s+2s Allemande



## 8 THE CASTLE OF MEY R32 · 3/4L

John Walton: *QE Diamond Jubilee Dances* · Crib: *MiniCrib*s · Diagram: *Keith Rose's Diagrams*

- 1-8** 1s dance Inveran reels with 2s+3s
- 9-16** 1s+2s dance double Figs of 8 (1s start by crossing down)
- 17-24** 1s lead down the middle & up, 1s end in middle of the set
- 25-32** 1s+2s dance Poussette

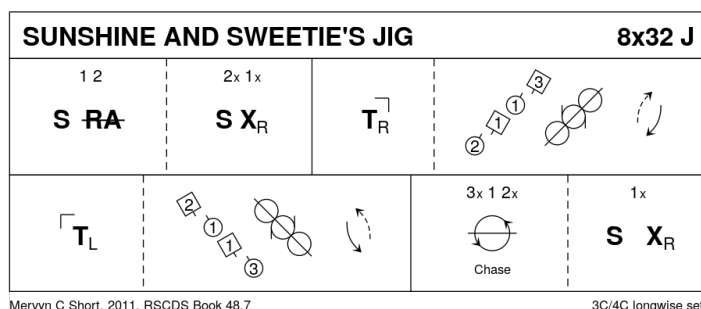


## break

## 9 SUNSHINE AND SWEETIE'S JIG J32 · 3/4L

Mervyn C Short: *RSCDS XLVIII 7* · Crib: *MiniCrib*s · Diagram: *Keith Rose's Diagrams*

- 1-8** 1s+2s set, dance 1/2 RH across, set, cross RH
- 9-12** 1s+1st corners turn RH once round, 1s finish facing 1st corners
- 13-16** 1s+1st corners dance 1/2 diagonal reel of 4. Bars 15-16 1M (from 3rd place) & 1L (from 1st place) cross up/down to 2nd place own sides
- 17-24** 1s+2nd corners repeat 9-16 but turning LH and passing LSh to start reel. Bars 23-24 1M (from 1st place), 1L (from 3rd place) cross down/up to 2nd place own sides (3) 1 (2)
- 25-32** 3s+1s+2s chase anticlockwise 1/2 way round. 1s set and cross RH 2 1 3

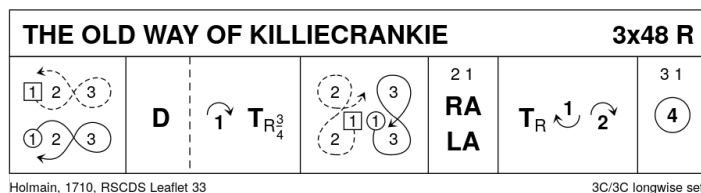


## 10 THE OLD WAY OF KILLIECRANKIE

R48 · 3/3L

*The Leaflet Dances with Music · Crib: MiniCribbs · Diagram: Keith Rose's Diagrams*

- 1-8 1s dance Figs of 8 round 2s+3s on own sides dancing between 2s to start
- 9-16 1s dance DoSiDo, cast 1 place & 3/4 turn RH to face out on Men's side with nearer hands joined (Lady on Mans right)
- 17-24 1s dance out Men's side & cast back to middle (Lady up & Man down), dance out Ladies side & cast back to middle facing up (Lady on Mans right)
- 25-32 2s+1s dance RH across & LH back (1s end in 2nd place own sides)
- 33-40 1s turn RH, lead up between 2s & cast to 3rd place own sides
- 41-48 3s+1s circle 4H round & back

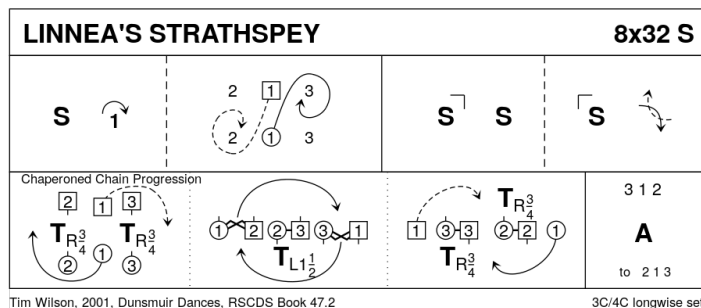


## 11 LINNEA'S STRATHSPEY

S32 · 3/4L

*Tim Wilson: RSCDS XLVII 2 · Crib: MiniCribbs · Diagram: Keith Rose's Diagrams*

- 1-8 1s set & cast 1 place, 1s cross passing LSh & cast RSh round 1st corners into face them
- 9-16 1s dance 'Hello-Goodbye' setting & end passing RSh to face out in 2nd place own sides
- 17-24 Promenade (Chaperoned) Chain progression:  
**17-18** 2s & 3s 3/4 turn partner RH into middle **while** 1s dance clockwise 1/4 round the set picking up 2L/3M ...  
**19-22** who promenade 1/2 way clockwise **while** middle people (2M + 3L) turn LH 1.1/2.  
**23-24** 2s & 3s turn partner RH 3/4 to own sides **while** 1s dance clockwise 1/4 round to end in 2nd place, all 3 couples in middle facing up 3 1 2
- 25-32 3s+1s+2s dance Allemande

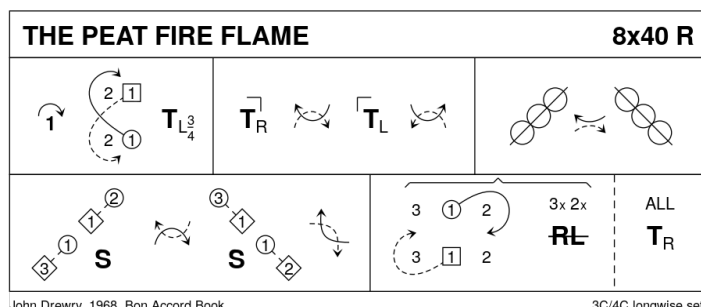


## 12 THE PEAT FIRE FLAME

R40 · 3/4L

*John Drewry: Bon Accord Book of Scottish Country Dances · Crib: MiniCribbs · Diagram: Keith Rose's Diagrams*

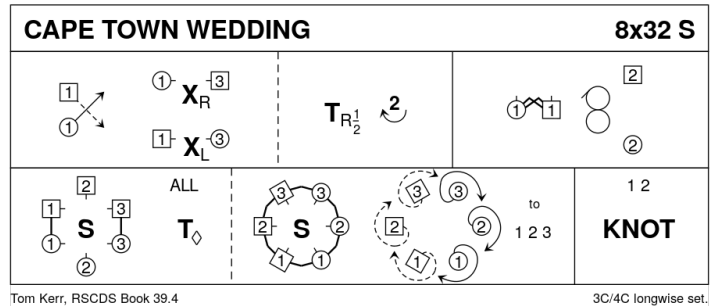
- 1-8 1s cast 1 place & dance 1/2 Fig of 8 round 2s & turn 3/4 LH to face 1st corners
- 9-16 1s turn 1st corner RH, pass partner RSh & turn 2nd corner LH pass partner LSh to face 1st corners
- 17-24 1s dance 1/2 diagonal reel of 4 with 1st corners & 1/2 diagonal reel with 2nd corners to end in centre BtoB facing 3rd corners (1st corner persons)
- 25-32 1s set to 3rd corners & dance round one another clockwise to 4th corners, set & dance clockwise to face out on opposite sides
- 33-40 1s dance out & cast round 1st corner into centre **while** 2s & 3s dance 1/2 R&L, 2s+1s+3s turn RH



## 13 CAPE TOWN WEDDING S32 · 3/4L

Tom Kerr: RSCDS XXXIX 4 · Crib: MiniCribs · Diagram: Keith Rose's Diagrams

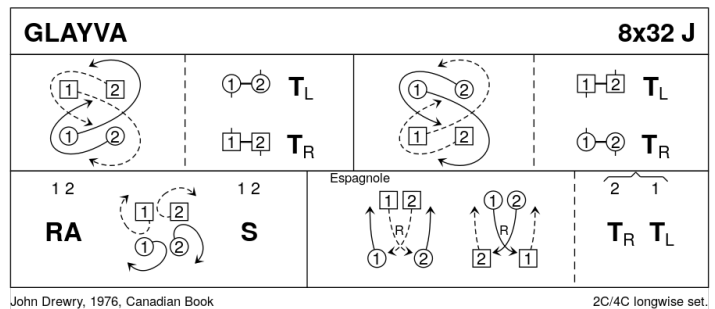
- 1-8** 1s cross down (no hands) to 2nd place (2s step up), dance out & 1/2 turn 3s with nearer hand, 1s 1/2 turn RH & lead up to top ending in prom hold
- 9-16** 1s in prom hold dance reel of 3 with 2s (RSh to 2L to start) 1s end in middle at top facing down (Lady on Mans Left) & 3s step in & face up
- 17-24** 1s+2s+3s set, 1s+3s Petronella-in-tandem to sides as 2s petronella into middle; all set advancing, joining hands in circle, pull back RSh & cast clockwise back to places
- 25-32** 1s+2s dance the Knot



## 14 GLAYVA J32 · 2/4L

John Drewry: The Canadian Book of Scottish Country Dances · Crib: MiniCribs · Diagram: Keith Rose's Diagrams

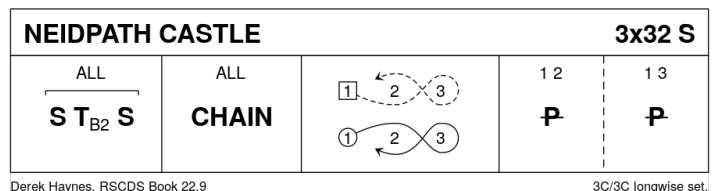
- 1-8** 1s+2s dance 1/2 double Fig of 8, 1L+2L & 1M+2M turn on sides (Men LH Ladies RH)
- 9-16** 1s+2s dance 1/2 double Fig of 8, 1L+2L & 1M+2M turn on sides (Men RH Ladies LH)
- 17-24** 1s+2s dance RH across ending with dancers turning (individually) by the right to places & setting
- 25-32** 1s+2s dance Espagnole: 1s+2s cross the set, (Ladies dancing RH joined, between Men), Ladies change places RH, 1s+2s cross back (Men dancing RH joined between Ladies) Men change places RH (1s+2s have now changed pstns), 2s turn RH & 1s turn LH



## 15 NEIDPATH CASTLE S32 · 3/3L

Derek Haynes: RSCDS XXII 9 · Crib: MiniCribs · Diagram: Keith Rose's Diagrams

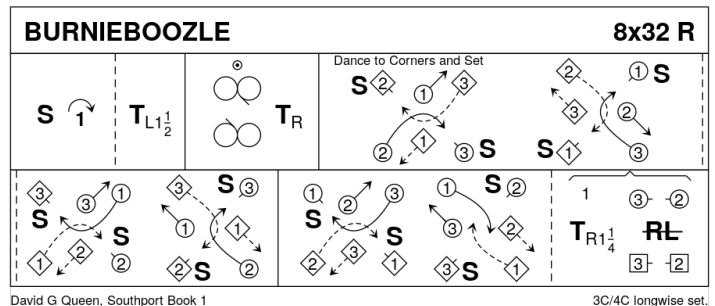
- 1-8** All set & turn partners 2H twice & set again
- 9-16** All dance Grand Chain
- 17-24** 1s dance down between 2s, cast behind 3s, dance up between 3s, cast up behind 2s. 1s+2s end ready for a 1/2 Diamond Poussette
- 25-32** 1s+2s dance 1/2 Diamond Poussette, 3s dance in on bar 28 & 1s+3s dance 1/2 Diamond Poussette 1s ending in 3rd place. 2 3 1



## 16 BURNIEBOOZLE R32 · 3/4L

David G Queen: Southport Book Volume 1 · Crib: MiniCribs · Diagram: Keith Rose's Diagrams

- 1-8** 1s set & cast 1 place, turn partner LH 1.1/2 times to opposite sides (M facing up L down)
- 9-16** 2s+1s+3s dance reel of 3 on sides giving LSh to 2nd corner & ending with 1s turning RH to face 1st corners
- 17-28** 1s Dance to Each Corner & Set:  
**17-18** 1s change places with 1st crnrs passing RSh & 1st corners pass RSh with a 1/4 turn to right in centre to face 2nd corners (as 2nd corners set)
- 19-20** Original 1st crnrs change places with 2nd crnrs passing RSh & 2nd crnrs pass RSh with a 1/4 turn to right to face 1s in 3rd crnr (pstn) as 1s set
- 21-22** Original 2nd corners change places with 1s passing RSh & 1s pass RSh with a 1/4 turn to right to face 2nd corner (pstn) as orig 1st corners set
- 23-28** Repeat this Fig once more until 1s meet again in centre with 3s & 2s in 1st & 3rd places opposite sides
- 29-32** 1s turn RH 1.1/4 times **while** 2s & 3s change places RH on the sides & cross over LH




### extra:

## 17 MAIRI'S WEDDING R40 · 3/4L

James B Cosh: Twenty Two SCD · Crib: MiniCribs · Diagram: Keith Rose's Diagrams

- 1-8** 1s turn RH & cast to 2nd place, 1s turn LH to face 1st corners
- 9-16** 1s dance 1/2 diagonal reel of 4 with 1st corners, 1s dance 1/2 diagonal reel with 2nd corners
- 17-24** 1s dance 1/2 diagonal reel with 3rd corner (pstns), 1/2 diagonal reel with 4th corner (pstns)
- 25-32** 1s dance reel of 3 across (Lady with 2s, Man with 3s - LSh to 1st corner)
- 33-40** 2s+1s+3s circle 6H round & back



### Note: Sequence of dances might be altered